



INDIA GLYCOLS LIMITED

Plot No. 2-B, Sector - 126, NOIDA-201304, Distt. Gautam Budh Nagar (Uttar Pradesh), Tel. : +91 (120) 6860000, 3090100, 3090200
Fax : +91 (120) 3090111, 3090211, E-mail : iglho@indiaglycols.com, Website : www.indiaglycols.com

6th November, 2023

The Manager (Listing)
BSE Limited
1st Floor, New Trading Ring,
Rotunda Building, P.J. Towers,
Dalal Street,
Mumbai – 400 001

The Manager (Listing)
National Stock Exchange of India Limited
Exchange Plaza, C-1, Block G,
Bandra Kurla Complex,
Bandra (East),
Mumbai- 400 051

Scrip Code: 500201

Symbol: INDIAGLYCO

Dear Sirs,

Sub: Disclosure under Regulation 30 of the SEBI (Listing Obligations and Disclosure Requirements) Regulations, 2015 – Investor Presentation

Further to our letter dated 27th October, 2023 and pursuant to Regulation 30 of the Securities and Exchange Board of India (Listing Obligations and Disclosure Requirements) Regulations, 2015, an investor presentation is attached for the information of the investors.

This same is also being hosted on the Company's website at www.indiaglycols.com.

This is for your information and record.

Thanking you,

Yours truly,
For India Glycols Limited

Ankur Jain
Head (Legal) & Company Secretary
Encl: A/a



India Glycols Limited



*Investor Presentation
Q2 & H1 FY 2023-24*



This presentation and the following discussion may contain “forward looking statements” by India Glycols Limited (“IGL” or the company) that are not historical in nature. These forward-looking statements, which may include statements relating to future results of operations, financial condition, business prospects, plans and objectives, are based on the current beliefs, assumptions, expectations, estimates, and projections of the management of IGL about the business, industry and markets in which IGL operates.

These statements are not guarantees of future performance, and are subject to known and unknown risks, uncertainties, and other factors, some of which are beyond IGL’s control and difficult to predict, that could cause actual results, performance or achievements to differ materially from those in the forward-looking statements. Such statements are not, and should not be construed, as a representation as to future performance or achievements of IGL.

In particular, such statements should not be regarded as a projection of future performance of IGL. It should be noted that the actual performance or achievements of IGL may vary significantly from such statements.



Q2 & H1 FY24 Performance



Q2FY24 vs Q2FY23

Gross Turnover

↑ 1,871 Cr
+ 4.5 %

EBITDA

↑ 105 Cr
+43.4 %

PAT

↑ 38 Cr
+61.2%

Net Turnover

↑ 775 Cr
+15.7%

EBITDA Margin

↑ 13.5%
+257 bps

PAT Margin

↑ 4.8%
+135 bps

- Witnessed overall a strong quarter with the healthy improvement in revenue and profitability
- Margins also delivered a robust expansion
- In-house Grain based ethanol, resulting in better margins from BSPC and PS segments

H1FY24 vs H1FY23

Gross Turnover

↑ 3,764 Cr
+7.5 %

EBITDA

↑ 212 Cr
+48.5 %

PAT

↑ 89 Cr
+74.2%

Net Turnover

↓ 1,464 Cr
-1.0%

EBITDA Margin

↑ 14.3%
+474 bps

PAT Margin

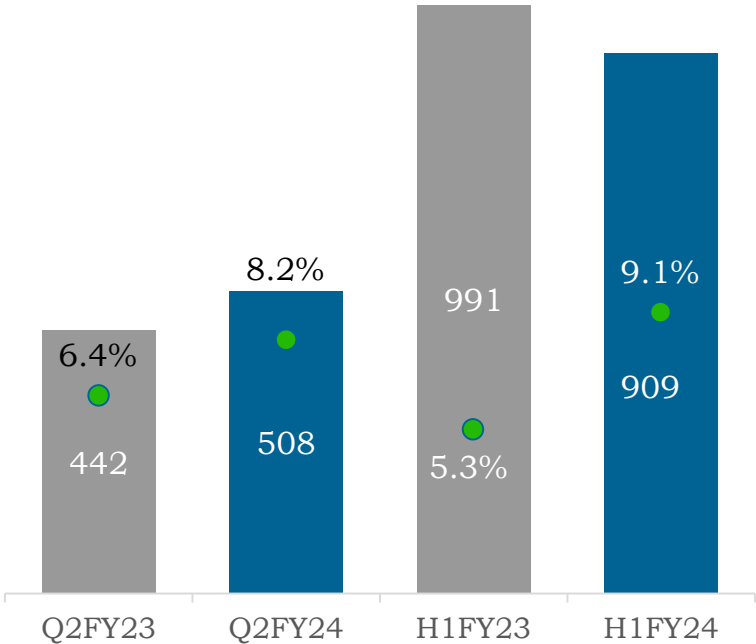
↑ 6.0%
+ 259 bps

- Registered marginal increase in gross revenue
- Discontinued some low margin BSPC business as compared to H1FY23, impacted net turnover and has a positive affect on the overall margins
- High international ethanol prices have been mitigated with own Grain based ethanol, resulting in better operating margins

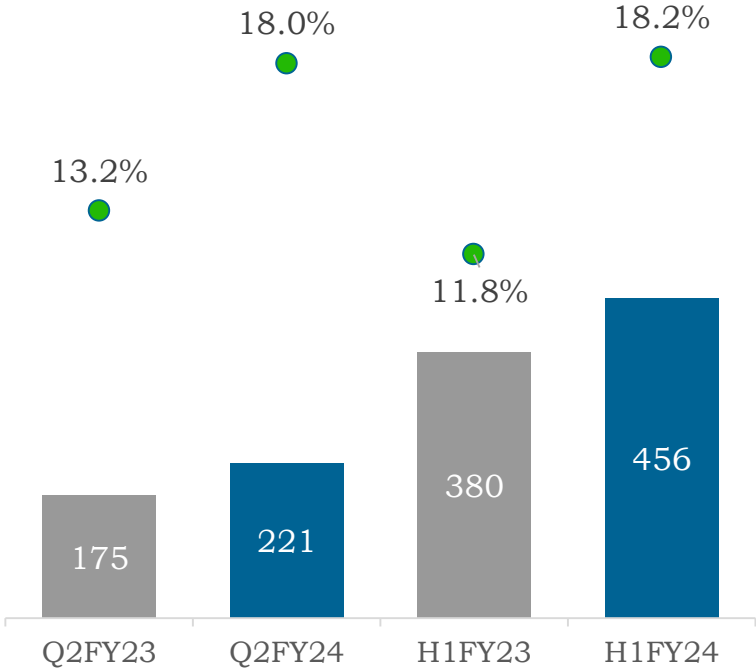
Figures in Rs. Cr.



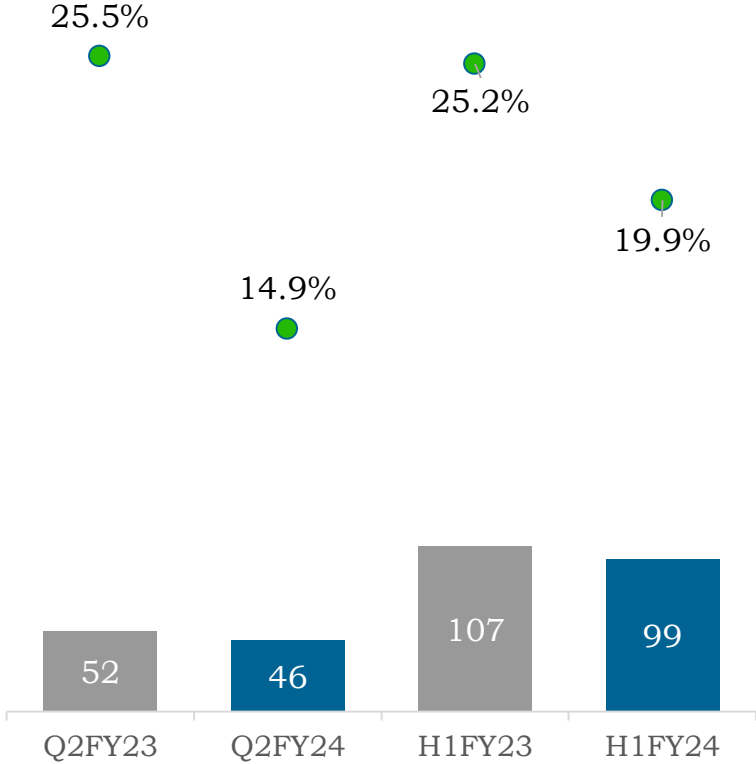
Bio-Based Specialties and Performance Chemicals (BSPC)



Potable Spirits (PS)



Ennature Biopharma (EB)





Business Performance

Q2 FY24 over Q2 FY23

- Gross Revenue at Rs. 1,870 Cr, up 14.5% YoY; Net revenue saw a growth of 15.7% at Rs. 775 Cr
 - BSPC Net Revenue reported a healthy growth of 14.8% YoY
 - PS Net Revenue saw a robust increase of 26.1% YoY
- EBITDA stood at Rs. 106 Cr in Q2 registered excellent EBITDA growth of 43.4% YoY
 - EBITDA margin at 13.5%, up 257 bps
- In-house Grain based capacity has been a major factor helped the company in mitigating the impact of cost increases in PS and BSPC
 - BSPC EBIT margin was by 177 bps to 8.2%
 - PS EBIT improved by 487 bps to 18.0% in Q2
- PAT up by 61.2% YoY and stood at Rs. 38 Cr in Q2
 - PAT Margin at 4.8%, up by 135 bps

H1 FY24 over H1 FY23

- For H1, Gross revenue up +7.5%; net revenue declined marginally by 1% in H1 over H1 FY23
 - Net revenue was mainly supported by uptick in revenue of PS segment by 19.9% YoY
- EBITDA up +48.5% YoY and stood at Rs. 212 Cr with EBITDA margin at 14.3% up by 474 bps
- Sharp improvement in EBITDA margin on account of discontinuation of low margin BSPC business and positive impact of installation of Grain based capacities has helped the margins
 - BSPC EBIT up by 385 YoY
 - PS EBIT up by 637 YoY

Other Highlights

- Grain based ethanol capacities have helped mitigate impact of ethanol cost increases
- Cost pressures continue with high international ethanol prices has been a significant headwind. However, some signs of softening in future.
- EB, commenced production of Nicotine at Kashipur doubling the capacity. Continued focus on building the branded nutraceuticals range
- Current capacity in grain-based ethanol will be used for PS and Biofuels helping both topline and bottom-line growth
- NSU project execution in progress Phase 1 commissioned by May 23, Phase 2 expected to be commissioned by end 2023. Healthy Product and Business Development Pipeline – work in progress
 - NSU project execution - full commissioning by year end. Commercial supplies have started
- Shakumbari Sugar and Allied Industries Limited (SSAIL) (Subsidiary of IGL) received the last and final tranche for Rs. 11.76 Cr on 08.Sep.2023 for the sale of IGL's entire stake in SSAIL in addition to advance amount of Rs 78.70 Cr received on 07.Aug.2023



Bio-based Specialties and Performance Chemicals (BSPC)

- Q2 Revenue at Rs. 508 Cr., up 14.8%
- EBIT Q2 at Rs. 42 Cr., up 46.4%, EBIT margin at 8.2% up 177 bps
- H1 Revenue down by 8.3%
- EBIT H1 at Rs. 83 Cr., up 58.6%, EBIT margin at up 385 bps stood at 9.1%
- Grain ENA is now available post commissioning of production. Working on optimizing the costs
- Selective in doing profitable business. Bio-fuels represents an opportunity
- Reduction in sea freight helped to increase the export realization
- Focus on selling Grain based ENA over molasses-based ENA. Nearly all Molasses customers shifted to Grain
- Focus area : rationalizing procurement costs, hedging and inventory management, making right choice of customers for best possible realizations

Potable Spirits (PS)

- Q2 Revenue at Rs. 221 Cr., up by 26.1%
- EBIT for Q2 at Rs. 40 Cr., up 72.6%, EBIT margin at 18.0% up 487 bps
- H1 Revenue up by 19.9%
- EBIT H1 at Rs. 83 Cr., up 84.7%, EBIT margin at up 637 bps stood at 18.2%
- Growth driven by CL in UP & UK. New business in para-military, IMFL growth in Delhi and UK
- Uptake in premium brands across operating states
- In-house manufacturing of grain-based ENA enable margin improvement
- Usage of recycled packaging material also enabling the improvement of margins
- Raw material & packaging costs are stabilizing, thereby enabling margin improvement

Ennature Biopharma (EB)

- Q2 Revenue at Rs. 46 Cr., down 11.6%
- EBIT for Q2 at Rs. 7 Cr; EBIT margin at 14.9%
- H1 Revenue at Rs. 99 Cr; EBIT margin at 19.9%
- Nicotine sales faced strong headwinds due to persistent pressure on prices
- Focus remains on efficiency initiatives and aggressive diversification of customer base in the short run
- Continued to maintain leadership position in Thiocolchicoside with growth in export market share
- Upward trajectory in prices will translate to better margins for Thiocolchicoside and Colchicine from Q3 onwards
- Focus on strong science to build a robust Nutraceuticals portfolio

Financial Summary - Consolidated



INDIA GLYCOLS LIMITED

Particulars (In INR Cr)	Q2FY24	Q2FY23	Y-o-Y (%)	Q1FY24	Q-o-Q (%)	H1FY24	H1FY23	Y-o-Y (%)
Revenue from operations (net of excise)	775	670	15.7%	689	12.4%	1,464	1,478	(1.0%)
Other Income	11	6		6		17	12	
Total Income	785	676	16.2%	695	13.0%	1,480	1,490	(0.7%)
Cost of Material Consumed	497	425		398		896	956	
% of Sales	63.3%	62.9%		57.3%		60.5%	64.1%	
Employee Benefit Expenses	23	20		23		46	40	
% of Sales	3.0%	3.0%		3.3%		3.1%	2.7%	
Other Expenses	159	156		168		327	352	
% of Sales	20.2%	23.1%		24.2%		22.1%	23.6%	
EBITDA	106	74	43.4%	106	0.4%	212	143	48.5%
EBITDA Margin	13.5%	11.0%	257 bps	15.2%	(170 bps)	14.3%	9.6%	474 bps
Depreciation	28	21		21		48	43	
EBIT	78	53	48.7%	85	(8.2%)	164	100	63.6%
Finance Cost	29	24		28		57	46	
Exceptional Items	-	-		-		-	-	
Share of net profit / (loss) of joint venture	1	3		6		7	12	
PBT	50	31	59.5%	64	(21.4%)	114	66	72.2%
Tax Expenses	12	8		13		25	15	
Profit / (Loss) after tax from continuing operations	38	24		51		89	51	
Profit / (Loss) after tax from discontinued operations	-	-		-		-	-	
Profit / (Loss) for the period	38	24	61.2%	51	(25.7%)	89	51	74.2%
PAT Margin for continued operations	4.8%	3.5%	135 bps	7.4%	(252 bps)	6.0%	3.4%	259 bps
EPS for continued operations	12.3	7.6	61.0%	16.5	(25.7%)	28.8	16.5	74.2%

Financial Summary - Standalone



INDIA GLYCOLS LIMITED

Particulars (In INR Cr)	Q2FY24	Q2FY23	Y-o-Y (%)	Q1FY24	Q-o-Q (%)	H1FY24	H1FY23	Y-o-Y (%)
Revenue from operations (net of excise)	775	670	15.8%	688	12.7%	1,463	1,477	(1.0%)
Other Income	11	8		6		17	15	
Total Income	786	677	16.1%	694	13.3%	1,480	1,492	(0.9%)
Cost of Material Consumed	499	425		397		895	956	
% of Sales	63.4%	62.8%		57.2%		60.5%	64.0%	
Employee Benefit Expenses	23	20		22		45	39	
% of Sales	2.9%	2.9%		3.2%		3.0%	2.6%	
Other Expenses	160	159		173		333	354	
% of Sales	20.4%	23.5%		25.0%		22.5%	23.7%	
EBITDA	105	73	43.1%	101	3.5%	206	144	43.4%
EBITDA Margin	13.3%	10.8%	252 bps	14.6%	(127 bps)	13.9%	9.6%	430 bps
Depreciation	28	20		21		48	41	
EBIT	77	53	45.4%	81	(4.8%)	158	103	52.9%
Finance Cost	29	23		28		57	43	
Exceptional Items	-	-		-		-	-	
Share of net profit / (loss) of joint venture	-	-		-		-	-	
PBT	48	30	57.5%	53	(10.1%)	101	60	67.5%
Tax Expenses	12	8		13		25	15	
Profit / (Loss) after tax from continuing operations	36	22		41		76	45	
Profit / (Loss) after tax from discontinued operations	-	-		-		-	-	
Profit / (Loss) for the period	36	22	58.7%	41	(12.0%)	76	45	68.2%
PAT Margin for continued operations	4.5%	3.3%	122 bps	5.8%	(131 bps)	5.1%	3.0%	212 bps
EPS for continued operations	11.5	7.3	57.7%	13.1	(12.0%)	24.6	14.6	68.2%

Segment Performance - Consolidated



INDIA GLYCOLS LIMITED

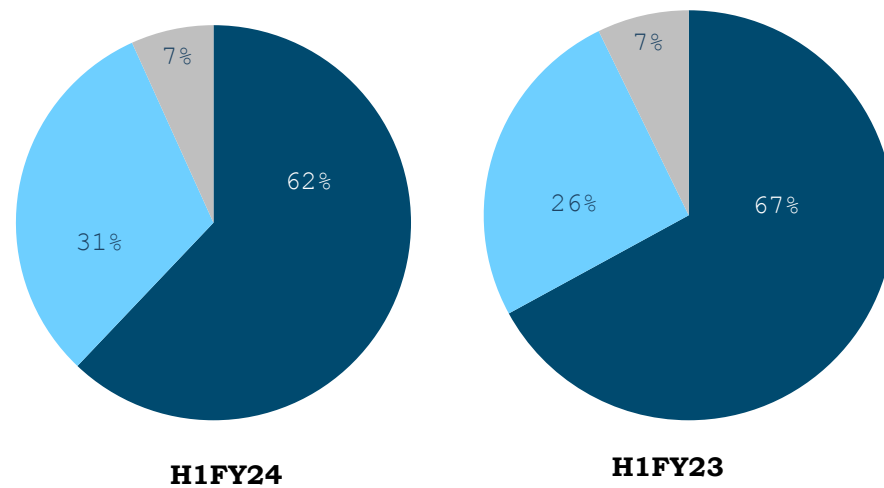
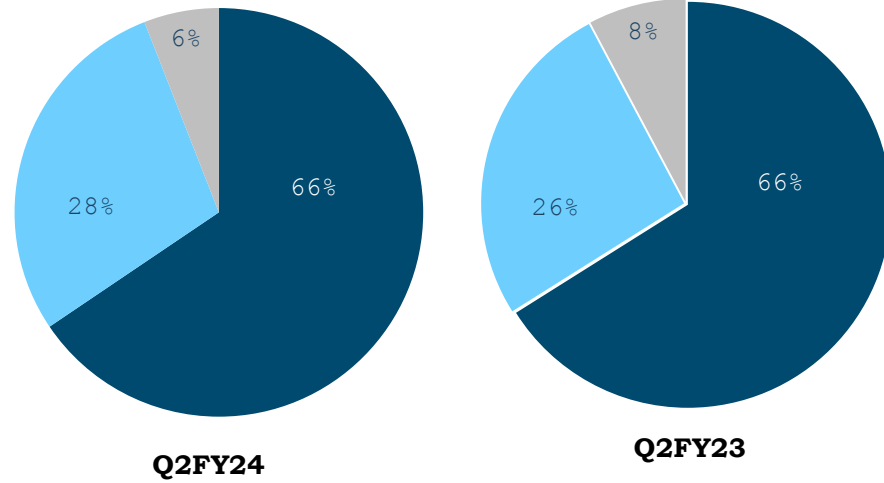
(In INR Cr)	Q2FY24	Q2FY23	% YoY	Q1FY24	% QoQ	H1FY24	H1FY23	Y-o-Y (%)
Bio-based Specialities and Performance Chemicals (BSPC)								
Net Revenue	508	442	14.8%	401	26.4%	909	991	(8.3%)
EBIT	42	28	46.4%	41	0.7%	83	52	58.6%
<i>% margin</i>	8.2%	6.4%	177 bps	10.3%	(210 bps)	9.1%	5.3%	385 bps
Portable Spirits (PS)								
Net Revenue	221	175	26.1%	235	(6.1%)	456	380	19.9%
EBIT	40	23	72.6%	43	(7.3%)	83	45	84.7%
<i>% margin</i>	18.0%	13.2%	487 bps	18.3%	(25 bps)	18.2%	11.8%	637 bps
Ennature Biopharma								
Net Revenue	46	52	(11.6%)	53	(11.9%)	99	107	(7.4%)
EBIT	7	13	(48.3%)	13	(46.1%)	20	27	(27.0%)
<i>% margin</i>	14.9%	25.5%	(1,057 bps)	24.3%	(943 bps)	19.9%	25.2%	(534 bps)

Segmental Revenue and EBIT Mix - Consolidated



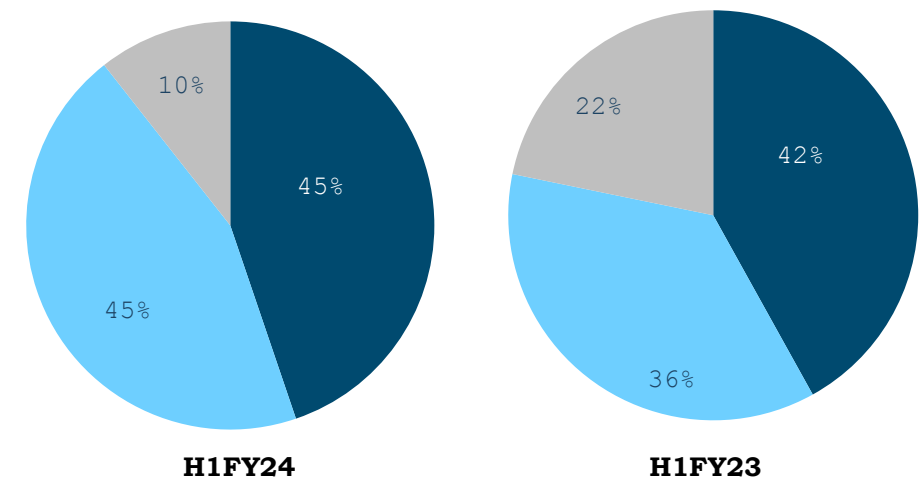
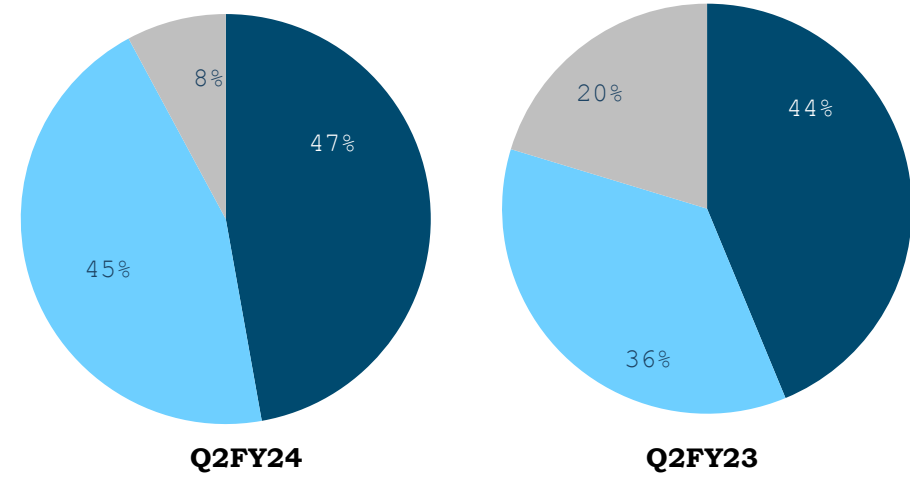
INDIA GLYCOLS LIMITED

Revenue Mix



● BSPC ● PS ● Ennature Biopharma

EBIT Mix



● BSPC ● PS ● Ennature Biopharma

Company Overview





Go Green

1st in the world to use Innovative Green Technologies to manufacture bio-based ethylene oxide & derivatives, glycols, glycol ethers and specialties.



Diversified product portfolio with inherent synergies

Bio-based Specialties, Bio-Polymers, Potable Spirits, Gases, Biofuels, Plant based APIs & Nutraceuticals, CarbonSmart range etc.



Global Standards

Compliance with stringent global standards of plant operations, quality and safety.



State-of-the-art manufacturing facilities

Integrated manufacturing facilities located at Kashipur, Gorakhpur and Dehradun, have been approved and certified by international agencies



Global customer & partnerships with reputed global companies

Work closely with global customers in the various industries; catering to high value-added green market constituting multinationals & large corporates



Strengthening Balance sheet

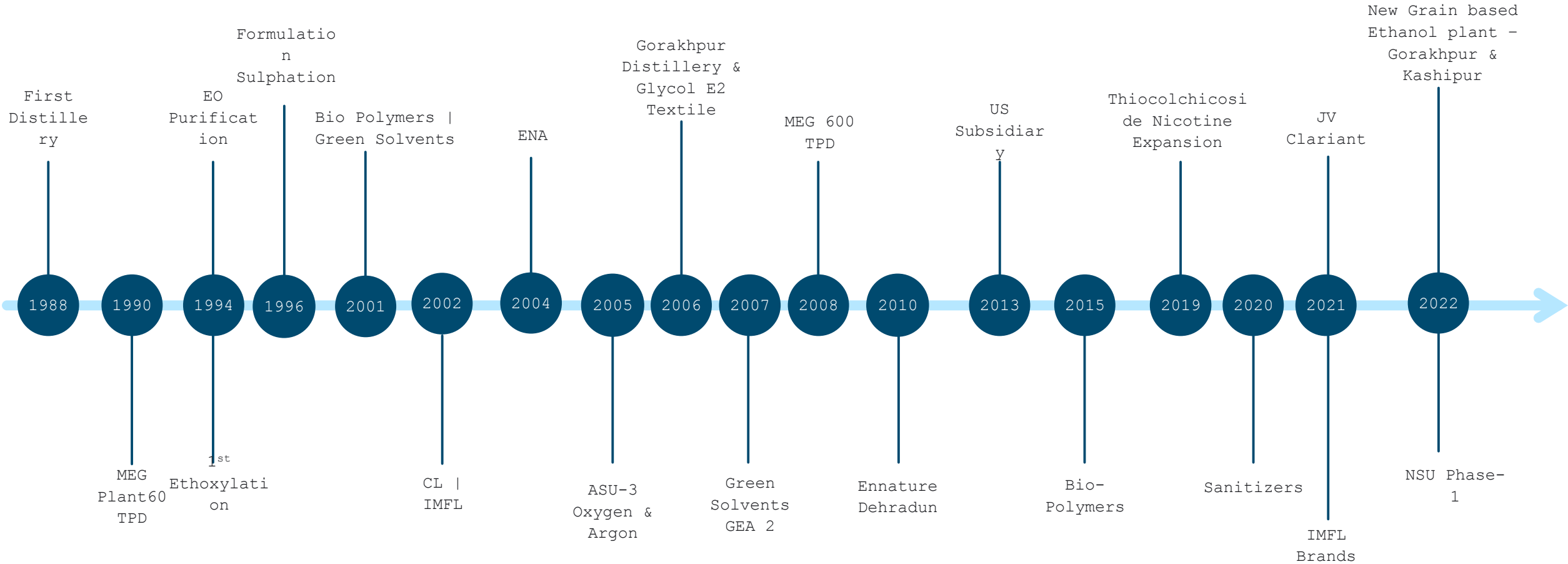
Gearing declined to 0.6x in FY23 from 0.8x in FY20




Amongst world's leading companies manufacturing green technology-based bulk, specialty and performance chemicals, potable spirits, industrial and nutraceuticals

Key Milestones



INDIA GLYCOLS LIMITED

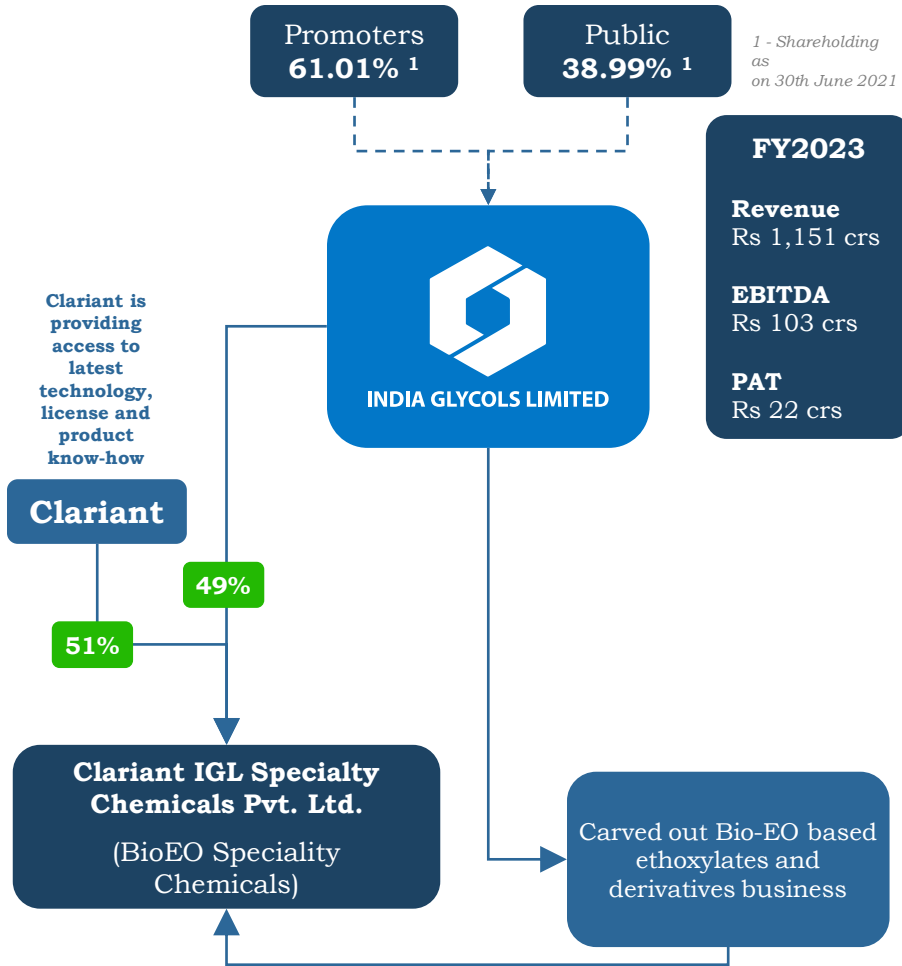


Segments	Bio-based Specialities And Performance Chemicals (BSPC) 	Potable Spirits (PS) 	Ennature Biopharma 
Revenue Mix (Consol. FY23)	Net revenue share 64%	Net revenue share 28%	Net revenue share 7%
Products	<ul style="list-style-type: none"> ❑ Bio-based Glycols (MEG, DEG, TEG and Heavy Glycols), Glycol Ethers & Acetates ❑ Ethylene Oxide Derivatives (EODs) (transferred to a JV company) ❑ Bio Fuel, Bio Polymers, Industrial Gases, Bio-Polymers ❑ Amines & Plasticizers ❑ New Areas – Bio-fuels, Bio-FMCG, CarbonSmart and Bio-Fertilizers 	<ul style="list-style-type: none"> ❑ Indian-manufactured foreign liquor (IMFL) across Whiskey, Vodka and Rum segments ❑ Branded Country Liquor ❑ Extra Neutral Alcohol (ENA) 	<ul style="list-style-type: none"> ❑ Plant based natural APIs ❑ Thiocolchicoside ❑ Lutin ❑ Curcumin ❑ Astaxanthin ❑ Nutraceuticals ❑ Liquid Nicotine & various salts ❑ Carotenoids
Applications	<ul style="list-style-type: none"> ❑ Food and Beverage, FMCG ❑ Health Care & Personal Care ❑ Paint, Coatings, Home Care ❑ Automotive sector ❑ Oil & gas, Metal and mining ❑ Textiles 	<ul style="list-style-type: none"> ❑ Beverages, Perfumery, Pharma, Personal Hygiene ❑ Lifestyle Retail 	<ul style="list-style-type: none"> ❑ Pharmaceutical ❑ Personal Care ❑ Food colours, herbal and spice extracts ❑ Beverage, dietary supplement, functional food

JV with Clariant: Leaders in in bio-based ethoxylates and derivatives



INDIA GLYCOLS LIMITED



• Subject to adjustment in accordance with the Business Transfer Agreement

- 

Combining production and distribution capacity, the joint venture is establishing to become a leading supplier of renewable materials to the rapidly growing consumer care market in India and neighbouring countries
- 

Production facilities in India **are supplying to local and global markets**, thus one of the largest Green focused speciality chemicals (EO Derivative) company
- 

Promote new age value added products such as EO-PO co-polymers and other speciality alkoxyates through sustainable green chemistry in the domestic market while expanding footprint in global markets
- 

Exclusive rights to distribute Clariant's entire range of industrial and consumer Specialities business in India, Sri Lanka, Bangladesh and Nepal
- 

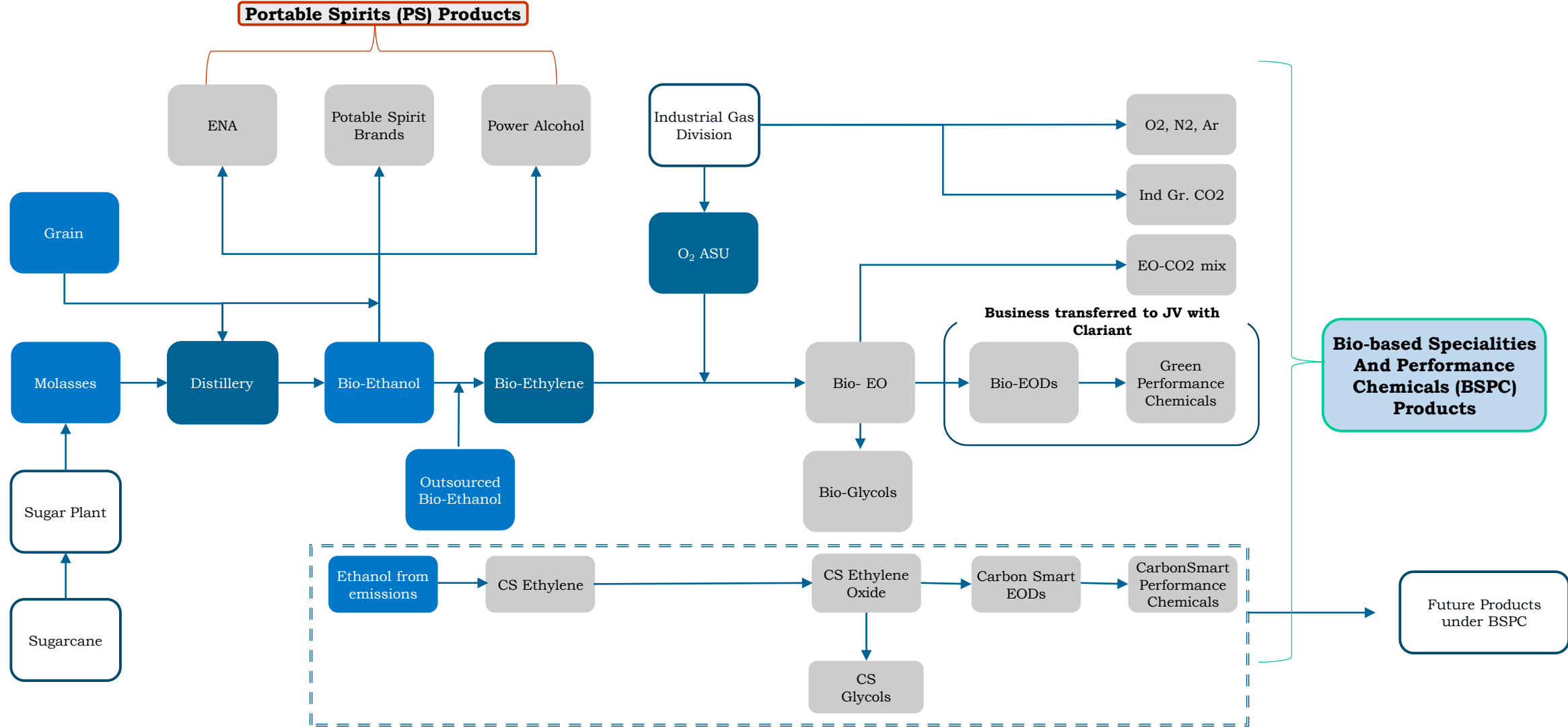
Focusing on exports due to better margins

Focus on formulations, localization of products, exports of sustainable products

Leveraging synergies to create value-integrated manufacturing for bio-based products



INDIA GLYCOLS LIMITED





Kashipur

300-acre state of art integrated manufacturing complex

Fermentation – Molasses and Grain Based
Ethanol Distillation, Extra Purification
Biofuels
Grain based Ethanol
Ethylene Oxide, High purity EO
Glycols (MEG, DEG, TEG and derivatives)
Green solvents based on Glycol Ethers and Glycol Ether Acetates
Specialities and Performance Chemicals
Branded CL Bottling
IMFL
Industrial Gases – Oxygen, Nitrogen, Argon, CO2



Gorakhpur

56-acre state of art distillation & bottling complex

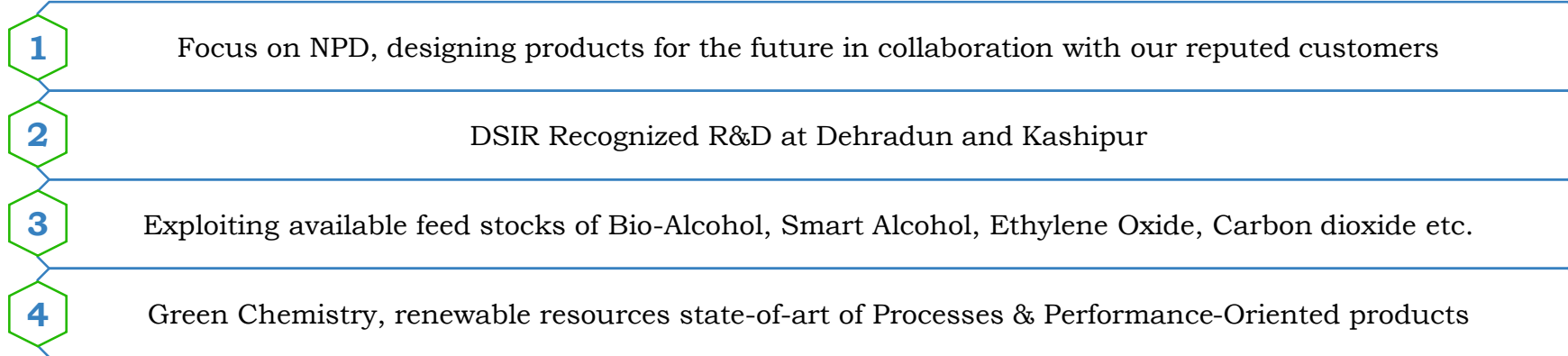
Grain based Ethanol
Fermentation
Ethanol Distillation
Ethanol Extra Purification
Ethanol Bio Fuel Grade
Branded CL Bottling
IMFL bottling Tetra
IMFL Glass bottling



Dehradun

160,000 sqft state of art facility

High Purity Extraction
SCFE (Super Critical CO2)
Solvent Extraction
Aqueous Extraction
Bio Fermentation



- ❑ Green Solvents for Industrial and household applications; replacing chlorinated Hydrocarbons
- ❑ Smart Specialty Chemicals including from smart alcohol; alternatives of ingredients from petrochemicals
- ❑ Bio-based Specialties for Health & Personal Care Products; Environment-friendly and consumer friendly
- ❑ Bio-Polymers and Hydrocolloids for high-end applications; for example, Guar
- ❑ Basic building blocks from renewable resources; low carbon footprint, saving GHG emissions
- ❑ Green Brake-fluids, Antifreeze agents and Lubricants; replacing Petroleum derived products
- ❑ Green FMCG products; completely bio-degradable and environment-friendly
- ❑ Ennature R&D focussed of diverse requirements for plant based APIs and Nutraceuticals – patents for Lutein ester extraction

Business Segments



- ❑ First in the world to manufacture ethylene oxide and glycols from bio-based feedstocks e.g. Molasses, Grain
- ❑ Largest manufacturer of Bio-based glycols and Bio-based Ethylene Oxide made from renewable feedstock i.e. Molasses
- ❑ Products for a number of end market areas – Automotive, Paints & Coatings, Oil & Gas, Personal Care, Home Care, Textiles, Food etc.
- ❑ Bio Fuels – Special Grade of Ethanol for petrol blending
- ❑ Glycol ethers and acetates: Only manufacturer in India to use a continuous process with world-renowned ‘Sulzer Chemtech’ technology. Reliable supply; integration of its captive feedstock of ethylene oxide and ethyl alcohol
- ❑ Industrial Gases: Cryogenic gases using pioneering air separation technology - Liquid Oxygen and Liquid Nitrogen for captive and external requirements. In addition, Argon, Beverage and Industrial Grade Liquid Carbon Di-oxide (LCO₂), ETO (Ethylene Oxide & Carbon Dioxide Gas Mixtures) are produced
- ❑ Manufacturing of Biopolymers other hydrocolloids products with specialty PO derivatized guar

Figures mentioned in FY20 and FY21 are after taking into consideration the effect of transfer of Ethylene Oxide Derivatives (EOD/Speciality Chemicals & Ethoxylate) division to JV

- ❑ License for operations and sale of Country Liquor in the States of Uttar Pradesh and Uttarakhand. Also operates and sells Indian Made Foreign Liquor (“IMFL”) from its own unit and few tie-up units
- ❑ Company brands are available in the states of Uttarakhand, Uttar Pradesh, Delhi and Himachal Pradesh
- ❑ Several IMLF brands and products launched – Amazing™ Vodka, Single™ Reserva Whiskey, Amazing Green Apple™, Amazing Orange™ and Amazing Plain™, Soulmate Gin, V2O Orange Vodka and Zumba Lemoni
- ❑ Registered supplier to Indian Defense forces through CSD, continuing brand premiumisation plan, will endeavor to introduce premium brands
- ❑ Extra Neutral Alcohol (ENA), conforming to international standards; exported to Middle East, Africa and Sri Lanka, apart from being supplied to many of India's premium liquor brands.
- ❑ ENA is also used as a reaction aid in the pharmaceutical industry and as a volatile carrier of flavours and fragrances
- ❑ Tie-up with Bacardi for bottling of their products at the Kashipur bottling unit
- ❑ Continuing brand premiumisation plan to introduce premium brands in **Whisky and Vodka** categories will further strengthening the Company's brand portfolio
- ❑ Grain based ethanol has helped in pushing up PS segment margins and drive sales through improved competitiveness

Figures mentioned in FY20 and FY21 are after taking into consideration the effect of transfer of Ethylene Oxide Derivatives (EOD/Speciality Chemicals & Ethoxylate) division to JV

- ❑ Operates in the space of Nutraceuticals, Phytochemicals & health supplement ingredients. One of the leaders in Complex phytochemicals chemistry in India
- ❑ Global leader in Thiocolchicoside, a highly potent muscle relaxant API
- ❑ Advanced production capabilities, including organic certified Fluid extraction & ethanol (solvent) extraction, for production of Standardized Botanical Extract, Phytochemicals, Food Supplements, Spice Extracts and Active Pharmaceuticals Ingredients (API) of natural plant origin
- ❑ Ennature maintains germ plasm for herbs like artemisia, stevia, rosemary, marigold and sage among others, in ~100 acres; maintained under experienced agronomists. These are transferred to farmers who have contract cultivation agreements with IGL for buy-back
- ❑ Successful products in the recent past include Liquid Nicotine & various salts, for cigarette replacement therapy. Additionally, the Company has developed molecule Asiaticoside/ Madecassosides apart from existing Centella Asiatica for skin repair
- ❑ Also launched Maxicura (a curcumin formulation) in nanotized form which is more bioavailable than curcumin itself



- **Glycols** are used for the manufacture of polyester yarn, fibre, film and resin and as an automobile coolant
- **Bio-glycols** cater to the beverage and food industry's packaging requirement of PET bottles and polyester film
- **Ethyl / Butyl glycol ethers and its acetates**, find application in the Textile, Oil & Gas, Paint and Coating, Automotive brake fluid, Pharma and Electronic Chemical industries
- **Performance chemicals** in automotive sector include brake fluid and anti-freeze coolant. Other areas are Textile, Agrochemicals, Paint, Oil & Gas, Personal Care, Detergents, Paper, Mining etc.
- **Power Alcohol** is used by Oil Manufacturing Companies ('OMC's) for blending in Petrol as per Govt. Policy
- **ENA – Extra Neutral Alcohol** is high purity ethanol which is used in Beverages, Perfumery, Pharma, Personal Hygiene
- **Industrial Gases** have a wide range of use across chemical processing, Glass manufacturing, Healthcare, Metal fabrication/ production, Steel, Petroleum recovery and refining, Pulp & paper, Wastewater treatment, Electronics, Lighting, Construction, Food industry
- **Liquid CO2** is used in Food Industry (Carbonation of beer and soft drinks, Food Preservation & Transportation, Dry Ice), Manufacturing industry (CO2 welding, Foundries, Fire Extinguishers), Agriculture (Green houses, Grain silos)
- **ETO** is used in Sterilization of disposable medical devices, and other sterilization uses
- **Food Quality Natural Gum** has application in Frozen Foods, Ice-Cream, Bakeries, Beverages & Sauces
- **Industrial Quality Natural Gum** is used in Personal Care, Mining, Paper, Construction, Paint, Textile industries and Oil & Gas applications

Figures mentioned in FY20 and FY21 are after taking into consideration the effect of transfer of Ethylene Oxide Derivatives (EOD)/Speciality Chemicals & Ethoxylate division to JV

Growth Drivers



- ❑ High prospects of growth of industry sectors being serviced by IGL – Personal Care, Automotive, Packaging, Beverages, Oil & Gas, Home Care, Pharma, Nutraceuticals etc, Textiles – most expected to grow at near double digit or more
- ❑ Increasing consumer awareness and demand for sustainable products
- ❑ Companies taking steps to significantly decrease carbon footprint in line with USDG targets
- ❑ Growing demand for natural and safer products in pharma, nutraceuticals, cosmeceuticals, food ingredients
- ❑ IGL is ideally placed to seize the opportunity arising out the increasing demand for ingredients derived from renewable resources and CarbonSmart feed stocks; alternatives to ingredients derived from fossil fuels
- ❑ State-of-the-art of technology adopted to produce specialty chemicals of global quality standards
- ❑ Regular R&D and innovation support for products as well as their applications
- ❑ IGL has established itself as a reliable partner for its customers, with high degree of sustainability
- ❑ Collaborative R&D tie-ups with leading global players for forward and backward integration of products
- ❑ Success stories of IGL from the experiences so far will serve as the key driver of growth

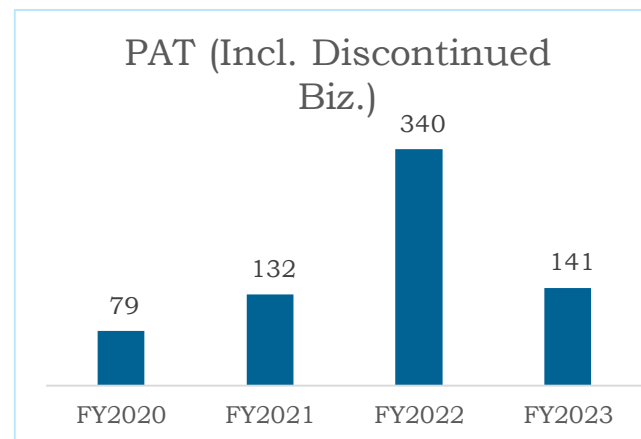
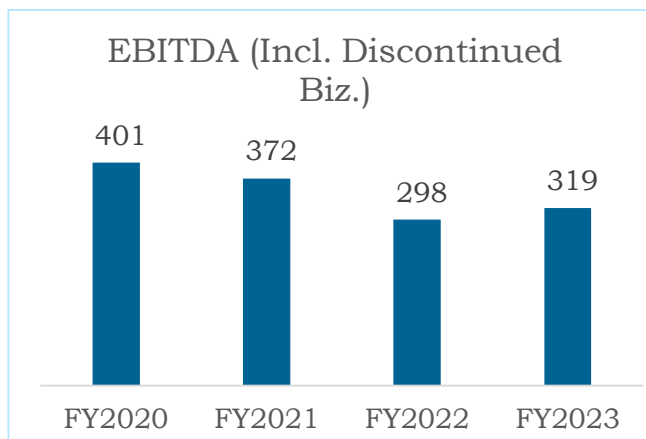
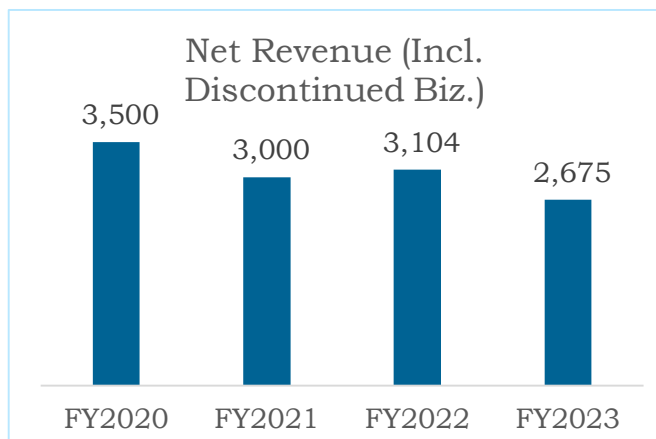
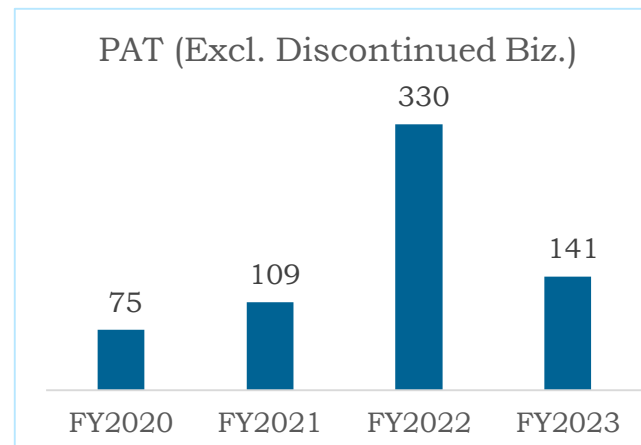
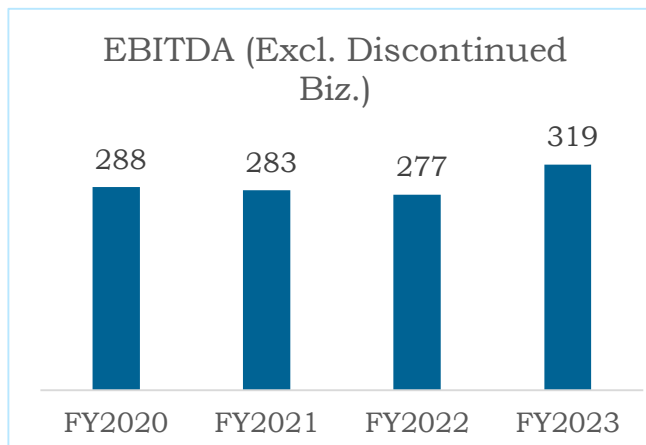
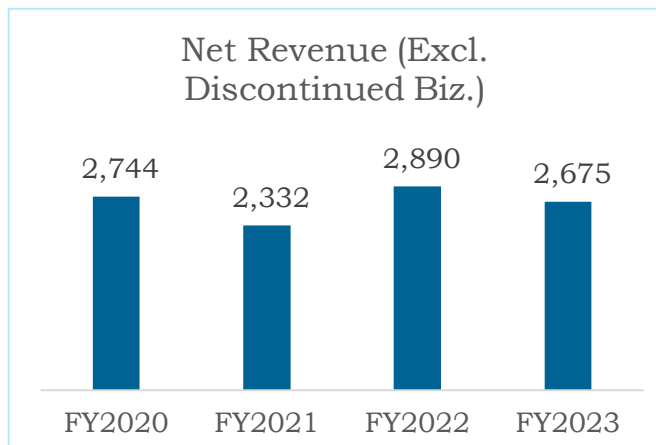
Yearly financial Performance



4-year Financial Trajectory - Consolidated

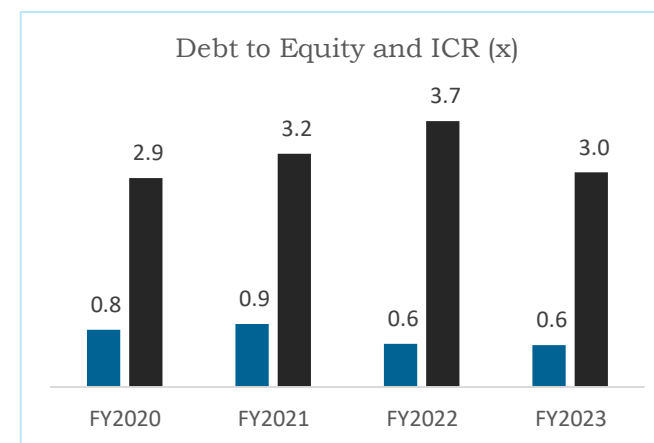
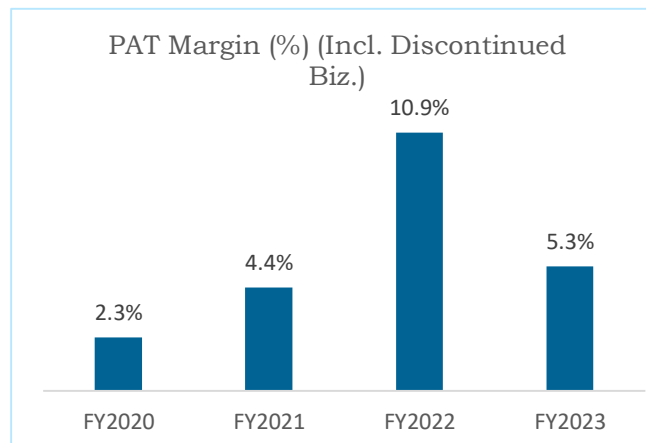
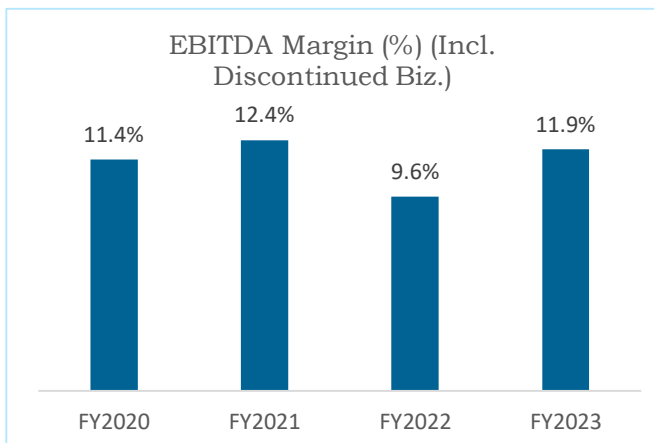
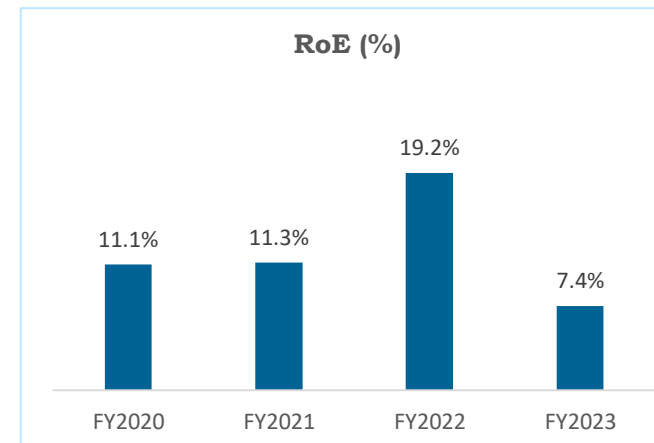
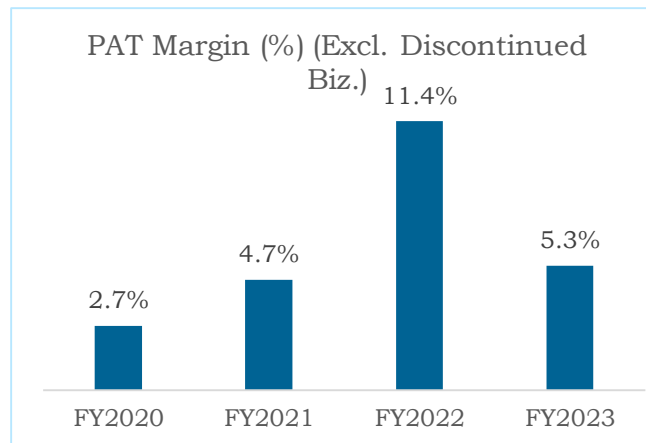
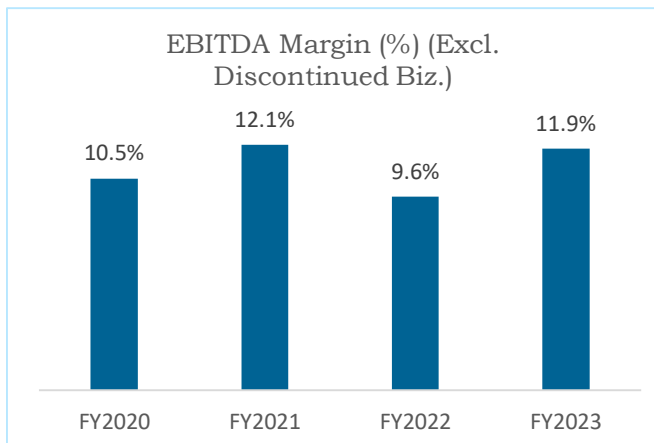


In INR
Cr



The difference between excluding and including discontinued business is Ethylene Oxide Derivatives business (EOD/Speciality Chemicals & Ethoxylate) transferred to JV

4-year Financial Trajectory - Consolidated



RoE showing is inclusive and excluding discontinued business i.e. Ethylene Oxide Derivatives business (EOD/Speciality Chemicals & Ethoxylate) transferred to JV

Sustainability, ECG and Certifications



INDIA GLYCOLS LIMITED

Environment Stewardship

- World's first and largest producer of Bio-Based EO and its derivatives
- Next Generation CarbonSmart products from emissions (fossil carbon) - collaboration with LanzaTech & consumer majors like Unilever and Lululemon
- Environment conservation by adopting best practices & Zero Liquid Discharge plants
- Ennature Bio-Pharma – High purity plant-based APIs and Nutraceuticals and Cosmeceuticals
- GHG emissions monitoring as per GHG Protocol along with Life Cycle Impact Assessment of products in respect to various environment aspects

Social Accountability

- Social criteria in consideration of company's relation with stakeholders and their issues
- Commitment towards Diversity, Human Rights & Grievances
- Zero tolerance towards Child Labour, Bonded Labour and Discrimination in any form
- High Standards and occupational health and safety and maintaining conducive environment
- Commitment to community and employee welfare



Management & Ethical System Certifications – sustaining for over a decade





Thank you

India Glycols Limited

CIN: L24111UR1983PLC009097

Ankur Jain

Company Secretary & Compliance Officer

Head office

2B, Sector-126, Noida

Gautam Budh Nagar

Uttar Pradesh 201304

Tel: +91-120-6860000, 3090100, 3090200

Fax: +91-120-3090111

Email: investor.relations@indiaglycols.com

Ernst & Young LLP

Runjhun Jain

runjhun.jain1@in.ey.com

Rohit Anand

rohit.anand4@in.ey.com

Riddhant Kapur

Riddhant.kapur@in.ey.com



INDIA GLYCOLS LIMITED