


Shareholding Pattern under Regulation 31 of SEBI (Listing Obligations and Disclosure Requirements) Regulations, 2015

| | | | | |
|--|---|--|-------------|------------|
| 1 | Name of Listed Entity: INDIA GLYCOLS LIMITED | | | |
| 2 | Scrip Code/Name of Scrip/Class of Security: BSE-500201 NSE-INDIAGLYCO | | | |
| 3 | Share Holding Pattern Filed under: Reg. 31(1)(a)/Reg. 31(1)(b)/Reg.31(1)(c): 31(1)(b) | | | |
| | a. | If under 31(1)(b) then indicate the report for Quarter ending: 31/12/2022 | | |
| | b. | If under 31(1)(c) then indicate date of allotment/extinguishment | | |
| 4 | Declaration: The Listed entity is required to submit the following declaration to the extent of submission of information:- | | | |
| | | Particulars | Yes* | No* |
| | 1 | Whether the Listed Entity has issued any partly paid up shares? | | No |
| | 2 | Whether the Listed Entity has issued any Convertible Securities or Warrants? | | No |
| | 3 | Whether the Listed Entity has any shares against which depository receipts are issued? | | No |
| | 4 | Whether the Listed Entity has any shares in locked-in? | | No |
| | 5 | Whether any shares held by promoters are pledge or otherwise encumbered? | | No |
| | 6 | Whether Company has equity shares with differential voting right? | | No |
| | 7 | Whether the Listed Entity has any significant beneficial owner? | Yes | |
| | 8 | Whether the Listed Entity is Public Sector Undertaking (PSU)? | | No |
| <p>* If the Listed Entity selects the option 'No' for the questions above, the columns for the partly paid up shares, Outstanding Convertible Securities/Warrants, depository receipts, locked-in shares, No of shares pledged or otherwise encumbered by promoters, as applicable, shall not be displayed at the time of dissemination on the Stock Exchange website. Also wherever there is 'No' declared by Listed Entity in above table the values will be considered as 'Zero' by default on submission of the format of holding of specified securities.</p> | | | | |
| 5 | The tabular format for disclosure of holding of specified securities is as follows: | | | |



INDIA GLYCOLS LIMITED
Table I - Summary Statement holding of specified securities

| Category | Category of shareholder | Number of shareholders | No. of fully paid up equity shares held | No. of Partly paid-up equity shares held | No. of shares underlying Depository Receipts | Total nos. shares held | Shareholding as a % of total no. of shares (calculated as per SCRR, 1957) | Number of Voting Rights held in each class of securities | | | | No. of Shares Underlying Outstanding convertible securities (including Warrants) | Shareholding, as a % assuming full conversion of convertible securities (as a percentage of diluted share capital) | Number of Locked in shares | | Number of Shares pledged or otherwise encumbered | | Number of equity shares held in dematerialised form |
|----------|-------------------------------|------------------------|---|--|--|------------------------|---|--|-------------|----------|-------------------------|--|--|----------------------------|---------------------------------|--|---------------------------------|---|
| | | | | | | | | No of Voting Rights | | | Total as a % of (A+B+C) | | | No. (a) | As a % of total Shares held (b) | No. (a) | As a % of total Shares held (b) | |
| | | | | | | | | Class eg: X | Class eg: Y | Total | | | | | | | | |
| (I) | (II) | (III) | (IV) | (V) | (VI) | (VII) = (IV+V+ VI) | (VIII) As a % of (A+B+C2) | (IX) | | | | (X) | (XI) = (VII+X) As a % of (A+B+C2) | (XII) | | (XIII) | | (XIV) |
| (A) | Promoter & Promoter Group | 14 | 18891032 | 0 | 0 | 18891032 | 61.01 | 18891032 | 0 | 18891032 | 61.01 | 0 | 61.01 | 0 | 0.00 | 0 | 0.00 | 18891032 |
| (B) | Public | 42809 | 12070468 | 0 | 0 | 12070468 | 38.99 | 12070468 | 0 | 12070468 | 38.99 | 0 | 38.99 | 0 | 0.00 | 0 | 0.00 | 11567206 |
| (C) | Non Promoter - Non Public | 0 | 0 | 0 | 0 | 0 | 0.00 | 0 | 0 | 0 | 0.00 | 0 | 0.00 | 0 | 0.00 | 0 | 0.00 | 0 |
| (C1) | Shares Underlying DRs | 0 | 0 | 0 | 0 | 0 | 0.00 | 0 | 0 | 0 | 0.00 | 0 | 0.00 | 0 | 0.00 | 0 | 0.00 | 0 |
| (C2) | Shares Held By Employee Trust | 0 | 0 | 0 | 0 | 0 | 0.00 | 0 | 0 | 0 | 0.00 | 0 | 0.00 | 0 | 0.00 | 0 | 0.00 | 0 |
| | Total | 42823 | 30961500 | 0 | 0 | 30961500 | 100.00 | 30961500 | 0 | 30961500 | 100.00 | 0 | 100.00 | 0 | 0.00 | 0 | 0.00 | 30458238 |



INDIA GLYCOLS LIMITED

Table II - Statement showing shareholding pattern of the Promoter and Promoter Group

| Category & Name of the shareholders | Entity type i.e. promoter OR promoter group entity (except promoter) | PAN | No. of shareholders | No. of fully paid up equity shares held | No. of Partly paid-up equity shares held | No. of shares underlying Depository Receipts | Total No. of shares held | Share holding % calculated as per SCRR, 1957 | Number of Voting Rights held in each class of securities | | | No. of Shares Underlying Outstanding convertible securities (as a percent age of diluted share capital) | Share holding, as a % assuming full conversion of convertible securities (as a percent age of diluted share capital) | Number of Locked in shares | | Number of Shares pledged or otherwise encumbered | | Number of equity shares held in dematerialised form | |
|---|--|------------|---------------------|---|--|--|--------------------------|--|--|----------|-----------------|---|--|-------------------------------------|----------|--|----------|---|---------------------------------|
| | | | | | | | | | No of Voting Rights | | | | | Total as a % of Total Voting Rights | No. (a) | As a % of total Shares held (b) | No. (a) | | As a % of total Shares held (b) |
| | | | | | | | | | Class X | Class Y | Total | | | | | | | | |
| (I) | (II) | (III) | (IV) | (V) | (VI) | (VII) | (VIII) = (V+VI+ VII) | As a % of (A+B+C2) (IX) | (X) | | | (XI) | (XII)= (VIII+XI) As a % of (A+B+C2) | (XIII) | | (XIV) | | (XV) | |
| 1 Indian | | | | | | | | | | | | | | | | | | | |
| (a) Individuals / Hindu Undivided Family | | | 5 | 2875866 | 0 | 0 | 2875866 | 9.29 | 2875866 | 0 | 2875866 | 9.29 | 0 | 9.29 | 0 | 0.00 | 0 | 0.00 | 2875866 |
| EXECUTORS TO THE ESTATE OF LATE SAJANI DEVI BHARTIA | Promoter Group | AAAAE4804B | 1 | 2100249 | 0 | 0 | 2100249 | 6.78 | 2100249 | 0 | 2100249 | 6.78 | 0 | 6.78 | 0 | 0.00 | 0 | 0.00 | 2100249 |
| UMA SHANKAR BHARTIA | Promoter Group | AFFPB2315E | 1 | 448722 | 0 | 0 | 448722 | 1.45 | 448722 | 0 | 448722 | 1.45 | 0 | 1.45 | 0 | 0.00 | 0 | 0.00 | 448722 |
| JAYSHREE BHARTIA | Promoter Group | AEAPB1217Q | 1 | 229003 | 0 | 0 | 229003 | 0.74 | 229003 | 0 | 229003 | 0.74 | 0 | 0.74 | 0 | 0.00 | 0 | 0.00 | 229003 |
| POOJA JHAVER | Promoter Group | AEIPB6735P | 1 | 97592 | 0 | 0 | 97592 | 0.32 | 97592 | 0 | 97592 | 0.32 | 0 | 0.32 | 0 | 0.00 | 0 | 0.00 | 97592 |
| PRAGYA BHARTIA BARWALE | Promoter Group | AHWPB8885D | 1 | 300 | 0 | 0 | 300 | 0.00 | 300 | 0 | 300 | 0.00 | 0 | 0.00 | 0 | 0.00 | 0 | 0.00 | 300 |
| (b) Central Government / State Government(s) | | | 0 | 0 | 0 | 0 | 0 | 0.00 | 0 | 0 | 0 | 0.00 | 0 | 0.00 | 0 | 0.00 | 0 | 0.00 | 0 |
| (c) Financial Institutions / Banks | | | 0 | 0 | 0 | 0 | 0 | 0.00 | 0 | 0 | 0 | 0.00 | 0 | 0.00 | 0 | 0.00 | 0 | 0.00 | 0 |
| (d) Any Other (Specify) | | | 9 | 16015166 | 0 | 0 | 16015166 | 51.73 | 16015166 | 0 | 16015166 | 51.73 | 0 | 51.73 | 0 | 0.00 | 0 | 0.00 | 16015166 |
| Bodies Corporate | | | 9 | 16015166 | 0 | 0 | 16015166 | 51.73 | 16015166 | 0 | 16015166 | 51.73 | 0 | 51.73 | 0 | 0.00 | 0 | 0.00 | 16015166 |
| KASHIPUR HOLDINGS LTD. | Promoter | AACCK4142N | 1 | 11808472 | 0 | 0 | 11808472 | 38.14 | 11808472 | 0 | 11808472 | 38.14 | 0 | 38.14 | 0 | 0.00 | 0 | 0.00 | 11808472 |
| FACIT COMMOSALES PVT. LTD. | Promoter Group | AAACF3645F | 1 | 1057853 | 0 | 0 | 1057853 | 3.42 | 1057853 | 0 | 1057853 | 3.42 | 0 | 3.42 | 0 | 0.00 | 0 | 0.00 | 1057853 |
| JB COMMERCIAL COMPANY PVT. LTD. | Promoter Group | AAACJ6771E | 1 | 977915 | 0 | 0 | 977915 | 3.16 | 977915 | 0 | 977915 | 3.16 | 0 | 3.16 | 0 | 0.00 | 0 | 0.00 | 977915 |
| J BOSECK & CO. PVT. LTD. | Promoter Group | AAACJ7344K | 1 | 864401 | 0 | 0 | 864401 | 2.79 | 864401 | 0 | 864401 | 2.79 | 0 | 2.79 | 0 | 0.00 | 0 | 0.00 | 864401 |
| AJAY COMMERCIAL CO PVT. LTD. | Promoter Group | AACCA6344C | 1 | 611255 | 0 | 0 | 611255 | 1.97 | 611255 | 0 | 611255 | 1.97 | 0 | 1.97 | 0 | 0.00 | 0 | 0.00 | 611255 |
| SUKHVARSHA DISTRIBUTORS PVT. LTD. | Promoter Group | AADCS5983L | 1 | 361875 | 0 | 0 | 361875 | 1.17 | 361875 | 0 | 361875 | 1.17 | 0 | 1.17 | 0 | 0.00 | 0 | 0.00 | 361875 |
| SUPREET VYAPAAR PVT. LTD. | Promoter Group | AAGCS6401A | 1 | 267895 | 0 | 0 | 267895 | 0.87 | 267895 | 0 | 267895 | 0.87 | 0 | 0.87 | 0 | 0.00 | 0 | 0.00 | 267895 |
| HINDUSTAN WIRES LIMITED | Promoter Group | AAACH7565G | 1 | 65000 | 0 | 0 | 65000 | 0.21 | 65000 | 0 | 65000 | 0.21 | 0 | 0.21 | 0 | 0.00 | 0 | 0.00 | 65000 |
| LUND & BLOCKLEY PVT. LTD. | Promoter Group | AAACL0585A | 1 | 500 | 0 | 0 | 500 | 0.00 | 500 | 0 | 500 | 0.00 | 0 | 0.00 | 0 | 0.00 | 0 | 0.00 | 500 |
| Sub Total (A)(1) | | | 14 | 18891032 | 0 | 0 | 18891032 | 61.01 | 18891032 | 0 | 18891032 | 61.01 | 0 | 61.01 | 0 | 0.00 | 0 | 0.00 | 18891032 |
| 2 Foreign | | | | | | | | | | | | | | | | | | | |
| (a) Individuals (Non-Resident Individuals / Foreign Individuals) | | | 0 | 0 | 0 | 0 | 0 | 0.00 | 0 | 0 | 0 | 0.00 | 0 | 0.00 | 0 | 0.00 | 0 | 0.00 | 0 |
| (b) Government | | | 0 | 0 | 0 | 0 | 0 | 0.00 | 0 | 0 | 0 | 0.00 | 0 | 0.00 | 0 | 0.00 | 0 | 0.00 | 0 |
| (c) Institutions | | | 0 | 0 | 0 | 0 | 0 | 0.00 | 0 | 0 | 0 | 0.00 | 0 | 0.00 | 0 | 0.00 | 0 | 0.00 | 0 |
| (d) Foreign Portfolio Investor | | | 0 | 0 | 0 | 0 | 0 | 0.00 | 0 | 0 | 0 | 0.00 | 0 | 0.00 | 0 | 0.00 | 0 | 0.00 | 0 |
| (e) Any Other (Specify) | | | 0 | 0 | 0 | 0 | 0 | 0.00 | 0 | 0 | 0 | 0.00 | 0 | 0.00 | 0 | 0.00 | 0 | 0.00 | 0 |
| Sub Total (A)(2) | | | 0 | 0 | 0 | 0 | 0 | 0.00 | 0 | 0 | 0 | 0.00 | 0 | 0.00 | 0 | 0.00 | 0 | 0.00 | 0 |
| Total Shareholding of Promoter and Promoter Group (A)= (A)(1)+(A)(2) | | | 14 | 18891032 | 0 | 0 | 18891032 | 61.01 | 18891032 | 0 | 18891032 | 61.01 | 0 | 61.01 | 0 | 0.00 | 0 | 0.00 | 18891032 |


Details of Shares which remain unclaimed may be given here along with details such as number of shareholders, outstanding shares held in demat/unclaimed suspense account, voting rights which are frozen etc.

Note:

(1) PAN would not be displayed on website of Stock Exchange(s)

(2) All the Shareholders are Indian National



(3) Pursuant to the provisions of regulation 31(4) M/s Kashipur Holding Limited is the promoter of the Company whereas all other Individuals/Body corporates are falling under the Category of Promoter Group.



Details of Shares which remain unclaimed may be given here along with details such as number of shareholders, outstanding shares held in demat/unclaimed suspense account, voting rights which are frozen etc.

(Kindly start filing data from Row No - 3)



| No. of shareholders | No of Shares held |
|---------------------|-------------------|
| | |
| | |
| | |
| | |
| | |



INDIA GLYCOLS LIMITED


Table III - Statement showing shareholding pattern of the Public shareholder

| Category & Name of shareholders | PAN | No. of share holders | No. of fully paid-up equity shares held | No. of Partly paid-up equity shares held | No. of shares underlying Depository Receipts | Total No. of shares held | Share holding % calculated as per SCRR, 1957) | Number of Voting Rights held in each class of securities | | | | No. of Shares Underlying Outstanding convertible securities (including Warrants) | Total Share holding, as a % assuming full conversion of convertible securities (as a percent age of diluted share | Number of Locked in shares | Number of Shares pledged or otherwise encumbered | | Number of equity shares held in dematerialised form | Sub-categorization of shares | | | | |
|---|------------|----------------------|---|--|--|--------------------------|---|--|-------------|---------|-------------------------------------|--|---|----------------------------|--|---------------------------------|---|------------------------------|--|------------------------------------|-------------------|--------------------|
| | | | | | | | | No of Voting Rights | | | Total as a % of Total Voting Rights | | | | No. (a) | As a % of total Shares held (b) | | No. (Not applicable) (a) | As a % of total Shares held (Not applicable) (b) | Shareholding (No. of shares) under | | |
| | | | | | | | | Class eg: X | Class eg: Y | Total | | | | | | | | | | Sub-category (i) | Sub-category (ii) | Sub-category (iii) |
| (I) | (II) | (III) | (IV) | (V) | (VI) | (VII) = (IV+V+VI) | As a % of (A+B+C2) (VIII) | (IX) | | | | (X) | (XI) | (XII) | (XIII) | (XIV) | (XV) | | | | | |
| 1 Institutions (Domestic) | | | | | | | | | | | | | | | NA | | | | | | | |
| (a) Mutual Fund | | 6 | 747186 | 0 | 0 | 747186 | 2.41 | 747186 | 0 | 747186 | 2.41 | 0 | 2.41 | 0 | 0.00 | NA | 737686 | 0 | 0 | 0 | | |
| PGIM INDIA TRUSTEES PRIVATE LIMITED A/C PGIM INDIA MID CAP OPPORTUNITIES FUND | AABTP7548P | | 737686 | 0 | 0 | 737686 | 2.38 | 737686 | 0 | 737686 | 2.38 | 0 | 2.38 | 0 | 0.00 | NA | 737686 | 0 | 0 | 0 | | |
| (b) Venture Capital Funds | | 0 | 0 | 0 | 0 | 0 | 0.00 | 0 | 0 | 0 | 0.00 | 0 | 0.00 | 0 | 0.00 | NA | 0 | 0 | 0 | 0 | | |
| (c) Alternate Investment Funds | | 0 | 0 | 0 | 0 | 0 | 0.00 | 0 | 0 | 0 | 0.00 | 0 | 0.00 | 0 | 0.00 | NA | 0 | 0 | 0 | 0 | | |
| (d) Banks | | 3 | 310 | 0 | 0 | 310 | 0.00 | 310 | 0 | 310 | 0.00 | 0 | 0.00 | 0 | 0.00 | NA | 10 | 0 | 0 | 0 | | |
| (e) Insurance Companies | | 1 | 415561 | 0 | 0 | 415561 | 1.34 | 415561 | 0 | 415561 | 1.34 | 0 | 1.34 | 0 | 0.00 | NA | 415561 | 0 | 0 | 0 | | |
| ADITYA BIRLA SUN LIFE INSURANCE COMPANY LIMITED | AABC64623J | | 415561 | 0 | 0 | 415561 | 1.34 | 415561 | 0 | 415561 | 1.34 | 0 | 1.34 | 0 | 0.00 | NA | 415561 | 0 | 0 | 0 | | |
| (f) Provident/Pension Funds | | 0 | 0 | 0 | 0 | 0 | 0.00 | 0 | 0 | 0 | 0.00 | 0 | 0.00 | 0 | 0.00 | NA | 0 | 0 | 0 | 0 | | |
| (g) Asset Reconstruction Companies | | 0 | 0 | 0 | 0 | 0 | 0.00 | 0 | 0 | 0 | 0.00 | 0 | 0.00 | 0 | 0.00 | NA | 0 | 0 | 0 | 0 | | |
| (h) Sovereign Wealth Funds | | 0 | 0 | 0 | 0 | 0 | 0.00 | 0 | 0 | 0 | 0.00 | 0 | 0.00 | 0 | 0.00 | NA | 0 | 0 | 0 | 0 | | |
| (i) NBFCs registered with RBI | | 2 | 4540 | 0 | 0 | 4540 | 0.01 | 4540 | 0 | 4540 | 0.01 | 0 | 0.01 | 0 | 0.00 | NA | 4540 | 0 | 0 | 0 | | |
| (j) Other Financial Institutions | | 0 | 0 | 0 | 0 | 0 | 0.00 | 0 | 0 | 0 | 0.00 | 0 | 0.00 | 0 | 0.00 | NA | 0 | 0 | 0 | 0 | | |
| (h) Any Other (Specify) | | 0 | 0 | 0 | 0 | 0 | 0.00 | 0 | 0 | 0 | 0.00 | 0 | 0.00 | 0 | 0.00 | NA | 0 | 0 | 0 | 0 | | |
| Sub Total (B)(1) | | 12 | 1167597 | 0 | 0 | 1167597 | 3.77 | 1167597 | 0 | 1167597 | 3.77 | 0 | 3.77 | 0 | 0.00 | NA | 1157797 | 0 | 0 | 0 | | |
| 2 Institutions (Foreign) | | | | | | | | | | | | | | | NA | | | | | | | |
| (a) Foreign Direct Investment | | 0 | 0 | 0 | 0 | 0 | 0.00 | 0 | 0 | 0 | 0.00 | 0 | 0.00 | 0 | 0.00 | NA | 0 | 0 | 0 | 0 | | |
| (b) Foreign Venture Capital Investors | | 0 | 0 | 0 | 0 | 0 | 0.00 | 0 | 0 | 0 | 0.00 | 0 | 0.00 | 0 | 0.00 | NA | 0 | 0 | 0 | 0 | | |
| (c) Sovereign Wealth Funds | | 0 | 0 | 0 | 0 | 0 | 0.00 | 0 | 0 | 0 | 0.00 | 0 | 0.00 | 0 | 0.00 | NA | 0 | 0 | 0 | 0 | | |
| (d) Foreign Portfolio Investors Category I | | 37 | 376795 | 0 | 0 | 376795 | 1.22 | 376795 | 0 | 376795 | 1.22 | 0 | 1.22 | 0 | 0.00 | NA | 374595 | 0 | 0 | 0 | | |
| (e) Foreign Portfolio Investors Category II | | 0 | 0 | 0 | 0 | 0 | 0.00 | 0 | 0 | 0 | 0.00 | 0 | 0.00 | 0 | 0.00 | NA | 0 | 0 | 0 | 0 | | |
| (f) Overseas Depositories (holding DRs) (balancing figure) | | 0 | 0 | 0 | 0 | 0 | 0.00 | 0 | 0 | 0 | 0.00 | 0 | 0.00 | 0 | 0.00 | NA | 0 | 0 | 0 | 0 | | |
| (g) Any Other (Specify) | | 0 | 0 | 0 | 0 | 0 | 0.00 | 0 | 0 | 0 | 0.00 | 0 | 0.00 | 0 | 0.00 | NA | 0 | 0 | 0 | 0 | | |
| Sub Total (B)(2) | | 37 | 376795 | 0 | 0 | 376795 | 1.22 | 376795 | 0 | 376795 | 1.22 | 0 | 1.22 | 0 | 0.00 | NA | 374595 | 0 | 0 | 0 | | |
| 3 Central Government/ State Government(s)/ President of India | | | | | | | | | | | | | | | | | | | | | | |
| (a) Central Government / President of India | | 1 | 100 | 0 | 0 | 100 | 0.00 | 100 | 0 | 100 | 0.00 | 0 | 0.00 | 0 | 0.00 | NA | 100 | 0 | 0 | 0 | | |
| (b) State Government/ Governor | | 0 | 0 | 0 | 0 | 0 | 0.00 | 0 | 0 | 0 | 0.00 | 0 | 0.00 | 0 | 0.00 | NA | 0 | 0 | 0 | 0 | | |
| (c) Shareholding by Companies or Bodies Corporate where Central/ State Government is a promoter | | 0 | 0 | 0 | 0 | 0 | 0.00 | 0 | 0 | 0 | 0.00 | 0 | 0.00 | 0 | 0.00 | NA | 0 | 0 | 0 | 0 | | |
| Sub Total (B)(3) | | 1 | 100 | 0 | 0 | 100 | 0.00 | 100 | 0 | 100 | 0.00 | 0 | 0.00 | 0 | 0.00 | NA | 100 | 0 | 0 | 0 | | |



Details of the shareholders acting as persons in Concert including their Shareholding:
(Kindly start filing data from Row No - 3)

| Name of shareholder | Name of PAC | No. of shares | Holding % |
|---------------------|-------------|---------------|-----------|
| | | | |
| | | | |
| | | | |
| | | | |
| | | | |
| | | | |
| | | | |



Details of Shares which remain unclaimed may be given here along with details such as number of shareholders, outstanding shares held in demat/unclaimed suspense account, voting
(Kindly start filing data from Row No - 3)

| No. of shareholders | No. of Shares |
|---------------------|---------------|
| | |
| | |
| | |
| | |



INDIA GLYCOLS LIMITED
Table IV - Statement showing shareholding pattern of the Non Promoter- Non Public shareholder

| | Category & Name of the shareholders | PAN | No. of share holders | No. of fully paid-up equity shares held | No. of Partly paid-up equity shares held | No. of shares underlying Depository Receipts | Total No. of shares held | Share holding % calculated as per SCRR, 1957 | Number of Voting Rights held in each class of securities | | | | No. of Shares Underlying Outstanding convertible securities (including Warrants) | Share holding, as a % assuming full conversion of convertible securities (as a percent age of diluted share ...) | Number of Locked in shares | | Number of Shares pledged or otherwise encumbered | | Number of equity shares held in dematerialised form |
|-----|--|-------|----------------------|---|--|--|---------------------------|--|--|-------------|----------|-------------------------------------|--|--|----------------------------|-----------------------------|--|--|---|
| | | | | | | | | | No of Voting Rights | | | Total as a % of Total Voting Rights | | | No. | As a % of total Shares held | No. (Not applicable) | As a % of total Shares held (Not applicable) | |
| | | | | | | | | | Class eg: X | Class eg: y | Total | | | | | | | | |
| (I) | (II) | (III) | (IV) | (V) | (VI) | (VII) = (IV+V+VI) | As a % of (A+B+C2) (VIII) | (IX) | | | | (X) | (XI) | (XII) | | (XIII) | (XIV) | | |
| 1 | Custodian/DR Holder | | 0 | 0 | 0 | 0 | 0 | 0.00 | 0 | 0 | 0 | 0.00 | 0 | 0.00 | 0 | 0.00 | NA | | 0 |
| 2 | Employee Benefit Trust (under SEBI (Share based Employee Benefit) Regulations, 2014) | | 0 | 0 | 0 | 0 | 0 | 0.00 | 0 | 0 | 0 | 0.00 | 0 | 0.00 | 0 | 0.00 | NA | | 0 |
| | Total Non-Promoter- Non Public Shareholding (C)= (C)(1)+(C)(2) | | 0 | 0 | 0 | 0 | 0 | 0.00 | 0 | 0 | 0 | 0.00 | 0 | 0.00 | 0 | 0.00 | NA | | 0 |

(1) PAN would not be displayed on website of Stock Exchange(s).

(2) The above format needs to disclose name of all holders holding more than 1% of total number of shares

(3) W.r.t. the information pertaining to Depository Receipts, the same may be disclosed in the respective columns to the extent information available




INDIA GLYCOLS LIMITED
Table V- Statement showing details of significant beneficial owners

| Sr. No. | Details of the SBO | | | Details of the registered owner | | | Details of holding/ exercise of right of the SBO in the reporting company, whether direct or indirect*: | | | | | Date of creation / acquisition of significant beneficial interest |
|---------|------------------------|---|-------------|---------------------------------|---|-------------|---|---------------|--|---------------------|-----------------------------------|---|
| | Name | PAN /Passport No. in case of a foreign national | Nationality | Name | PAN/ Passport No. in case of a foreign national | Nationality | Whether by virtue of: | | | | | |
| | | | | | | | Shares | Voting rights | Rights on distributable dividend or any other distribution | Exercise of control | Exercise of significant influence | |
| 1 | Uma Shankar Bhartia | AFFPB2315E | India | JB Commercial Co. Pvt. Ltd. | AAACJ6771E | India | 3.16 | 3.16 | 3.16 | No | No | 08-02-2019 |
| 2 | Uma Shankar Bhartia | AFFPB2315E | India | J Boseck & Co. Pvt. Ltd. | AAACJ7344K | India | 2.79 | 2.79 | 2.79 | No | No | 08-02-2019 |
| 3 | Uma Shankar Bhartia | AFFPB2315E | India | Ajay Commercial Co. Pvt. Ltd. | AACCA6344C | India | 1.97 | 1.97 | 1.97 | No | No | 08-02-2019 |
| 4 | Uma Shankar Bhartia | AFFPB2315E | India | Lund & Blockley Pvt. Ltd. | AAACL0585A | India | 0.00 | 0.00 | 0.00 | No | No | 08-02-2019 |
| 5 | Uma Shankar Bhartia | AFFPB2315E | India | Uma Shankar Bhartia | AFFPB2315E | India | 1.45 | 1.45 | 1.45 | No | Yes | 08-02-2019 |
| 6 | Jayshree Bhartia | AEAPB1217Q | India | JB Commercial Co. Pvt. Ltd. | AAACJ6771E | India | 3.16 | 3.16 | 3.16 | No | No | 08-02-2019 |
| 7 | Jayshree Bhartia | AEAPB1217Q | India | J Boseck & Co. Pvt. Ltd. | AAACJ7344K | India | 2.79 | 2.79 | 2.79 | No | No | 08-02-2019 |
| 8 | Jayshree Bhartia | AEAPB1217Q | India | Ajay Commercial Co. Pvt. Ltd. | AACCA6344C | India | 1.97 | 1.97 | 1.97 | No | No | 08-02-2019 |
| 9 | Jayshree Bhartia | AEAPB1217Q | India | Lund & Blockley Pvt. Ltd. | AAACL0585A | India | 0.00 | 0.00 | 0.00 | No | No | 08-02-2019 |
| 10 | Jayshree Bhartia | AEAPB1217Q | India | Jayshree Bhartia | AEAPB1217Q | India | 0.74 | 0.74 | 0.74 | No | No | 08-02-2019 |
| 11 | Pooja Jhaver | AEIPB6735P | India | JB Commercial Co. Pvt. Ltd. | AAACJ6771E | India | 3.16 | 3.16 | 3.16 | No | No | 08-02-2019 |
| 12 | Pooja Jhaver | AEIPB6735P | India | J Boseck & Co. Pvt. Ltd. | AAACJ7344K | India | 2.79 | 2.79 | 2.79 | No | No | 08-02-2019 |
| 13 | Pooja Jhaver | AEIPB6735P | India | Ajay Commercial Co. Pvt. Ltd. | AACCA6344C | India | 1.97 | 1.97 | 1.97 | No | No | 08-02-2019 |
| 14 | Pooja Jhaver | AEIPB6735P | India | Lund & Blockley Pvt. Ltd. | AAACL0585A | India | 0.00 | 0.00 | 0.00 | No | No | 08-02-2019 |
| 15 | Pooja Jhaver | AEIPB6735P | India | Pooja Jhaver | AEIPB6735P | India | 0.32 | 0.32 | 0.32 | No | No | 08-02-2019 |
| 16 | Pragya Bhartia Barwale | AHWPB8885D | India | JB Commercial Co. Pvt. Ltd. | AAACJ6771E | India | 3.16 | 3.16 | 3.16 | No | No | 08-02-2019 |
| 17 | Pragya Bhartia Barwale | AHWPB8885D | India | J Boseck & Co. Pvt. Ltd. | AAACJ7344K | India | 2.79 | 2.79 | 2.79 | No | No | 08-02-2019 |
| 18 | Pragya Bhartia Barwale | AHWPB8885D | India | Ajay Commercial Co. Pvt. Ltd. | AACCA6344C | India | 1.97 | 1.97 | 1.97 | No | No | 08-02-2019 |
| 19 | Pragya Bhartia Barwale | AHWPB8885D | India | Lund & Blockley Pvt. Ltd. | AAACL0585A | India | 0.00 | 0.00 | 0.00 | No | No | 08-02-2019 |
| 20 | Pragya Bhartia Barwale | AHWPB8885D | India | Pragya Bhartia Barwale | AHWPB8885D | India | 0.00 | 0.00 | 0.00 | No | No | 08-02-2019 |

(a). Details for SBO are disclosed as per Form BEN1 received under the Companies (Significant Beneficial Owners) Rules, 2018.

(b). Date of 8 February 2019 is the date on which the Companies (Significant Beneficial Owners) Amendment Rules, 2019 came into effect.

(c). Individually, the shareholding is less than 10.00%, however, collectively for all the persons acting together, the same is 10.43% i.e. aggregate of the (i) direct shareholding i.e. 2.51% [held individually by Sh. U.S. Bhartia-1.45 %, Smt. Jayshree Bhartia- 0.74%, Smt. Pooja Jhaver- 0.32% and Smt. Pragya Bhartia Barwale-0.00% (300 shares), individuals part of Promotors group and acting together] and (ii) indirect shareholding i.e. 7.92% [held by entities namely M/s. JB Commercial Co. Pvt. Ltd.-3.16%, M/s. J Boseck & Co. Pvt. Ltd.-2.79%, M/s. Ajay Commercial Co. Pvt. Ltd.-1.97% and M/s. Lund & Blockley Pvt. Ltd.-0.00%(500 shares) part of Promotors group and acting together and in which above individuals holds majority stake together].



INDIA GLYCOLS LIMITED**Table VI - Statement showing foreign ownership limits**

| Particular | Approved limits (%) | Limits utilized (%) |
|---------------------------------------|---------------------|---------------------|
| As on shareholding date | 100.00 | 2.07 |
| As on the end of previous 1st quarter | 100.00 | 2.17 |
| As on the end of previous 2nd quarter | 100.00 | 2.20 |
| As on the end of previous 3rd quarter | 100.00 | 3.09 |
| As on the end of previous 4th quarter | 100.00 | 3.01 |

Notes :-

- 1) "Approved Limits (%)" means the limit approved by Board of Directors / shareholders of the Listed entity. In case the listed entity has no Board approved limit, provide details of sectoral / statutory cap prescribed by Government / Regulatory Authorities
- 2) Details of Foreign ownership includes foreign ownership / investments as specified in Rule 2(s) of the Foreign Exchange Management (Non-debt Instruments) Rules, 2019, made under the Foreign Exchange Management Act, 1999.

